

# KIRIBATI

1.329053°N, 172.979053 °W

## TOTAL AID 2011-2016:

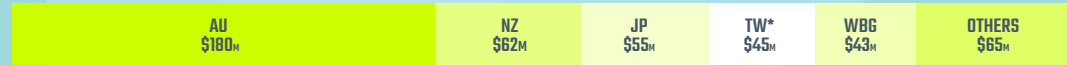
**\$452M** SPENT    **\$504M** COMMITTED    **1378** PROJECTS

The Lowy Institute Pacific Aid Map is an analytical tool designed to enhance aid effectiveness in the Pacific by improving coordination, alignment and accountability of foreign aid through enhanced transparency of aid flows.

The Pacific Aid Map team has collected data on close to 13,000 projects in 14 countries from 63 donors from 2011 onwards.

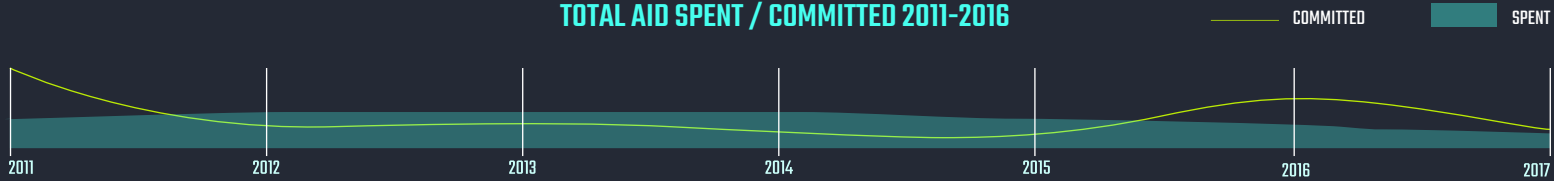
Visit the website on [pacificaidmap.lowyinstitute.org](http://pacificaidmap.lowyinstitute.org)

## TOP DONORS



\*TAIWAN IS INCLUDED IN THE PACIFIC AID MAP AS A SELF-GOVERNING TERRITORY CLAIMED BY CHINA.

## TOTAL AID SPENT / COMMITTED 2011-2016



## KEY DATES

- 2011** MFAT \$8m project: Kiritimati Island Airport Infrastructure
- 2012** Japan \$14m project: Expansion of Betio Port
- 2014** Resurgence of Mosquito-borne diseases Type 3 Dengue
- 2015** Australia \$6.5m project: KEIP Phase 2
- 2016** Australia \$4m project: KEIP Phase 3

## TOP 10 AID PROJECTS SPENT (2011-2016)

DONOR	PROJECT TITLE	AMOUNT	IMPLEMENTING PARTNER	SECTOR	LOCATION
Japan	Expansion of Betio Port	\$35,872,432.13	Government of Kiribati	Transport	Betio Port
World Bank	Kiribati Road Rehabilitation Project	\$24,782,479.00	Ministry of Public Works and Utilities - Kiribati	Transport	Nationwide
Australia	Workforce Skills Development - Implementation of the Kiribati TVETSSP Design	\$20,678,291.51	Government of Kiribati	Education	Ministry of Labour & Human Resource Development
Australia	Priority Outcome 1: Improved Basic Education - KEIP Phase 2	\$17,674,469.57	Coffey International Development Pty Ltd	Education	Ministry of Education
Australia	Priority Outcome 1: Improved Basic Education - KEIP Phase 1	\$13,661,868.84	Coffey International Development Pty Ltd	Education	Ministry of Education
Australia	Kiribati Infrastructure - South Tarawa Sanitation Improvement Project	\$12,563,627.14	Asian Development Bank	Water & Sanitation	A road in Kiribati
Australia	Kiribati Infrastructure - Kiribati Road Rehabilitation (additional finance)	\$12,250,047.77	World Bank	Transport	A road in Kiribati
Asian Development Bank	Road Rehabilitation Project	\$11,210,210.94	Ministry of Finance and Economic Development	Transport	Nationwide
Australia	Pacific Region Infrastructure Facility - Activities funded under PRIF - Multi-country project	\$9,703,728.85	Asian Development Bank		Ministry of Finance and Economic Development
World Bank	Pacific Aviation Investment - Kiribati	\$9,643,373.00	Unknown/ Unspecified	Transport	Nationwide

**POPULATION**  
114,395  
SOURCE: UNITED NATIONS DESA / POPULATION DIVISION

**GNI PER CAPITA**  
CURRENT PRICES - US \$  
2,402.35  
SOURCE: UNITED NATIONS DATA

**SHARE OF PACIFIC GDP**  
0.6%  
SOURCE: UNITED NATIONS STATISTICS

**GOVERNANCE**  
37.01  
(PERCENTILE RANK (0-100) - INDICATES RANK OF COUNTRY AMONG ALL COUNTRIES IN THE WORLD. 0 CORRESPONDS TO LOWEST RANK AND 100 CORRESPONDS TO HIGHEST RANK.)  
SOURCE: WORLDWIDE GOVERNANCE INDICATORS \*EXCEPT COOK ISLANDS AND NIUE. LOWY INSTITUTE ANALYSIS

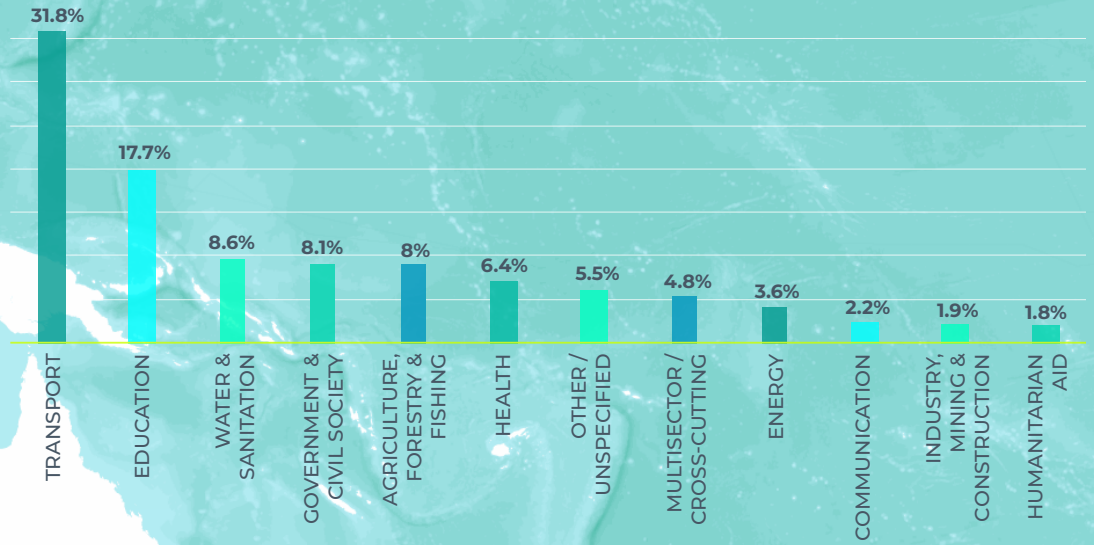
**ODA % OF GNI**  
20.27%  
SOURCE: LOWY INSTITUTE

\*ALL DEMOGRAPHIC FIGURES 2016.

**TYPE OF FLOW**



**SECTOR % OF TOTAL AID SPENT**



**KEY FINDINGS**

- Australia remains the Pacific's most important provider of aid. Despite cuts to the broader aid budget, the Pacific has been insulated and now makes up one third of Australia's aid program. Together, Australia and New Zealand are responsible for more than half (55%) of all aid to the Pacific region.
- The narrative of Chinese aid dominance in the Pacific Islands is overstated. China has only invested 8% of all aid to the Pacific over this period, though it has committed a lot more. China does operate distinctly, focusing on status projects and infrastructure lending that inflate its presence in the region. The average project size from Australia and New Zealand is one tenth that of China.
- Competition between China and Taiwan remains heated. China has invested \$108 per capita in the seven countries that support it. Taiwan has invested \$237 per capita in the six countries that support it. The average project size of Taiwan is 7% that of China.
- Aid to the Pacific is in decline, having shrunk by 20% between 2011 and 2016. The US, EU, and France, all valuable donors to the region, have significantly reduced their assistance.
- The Asian Development Bank and World Bank are honouring their commitments to scale-up their investment in the Pacific, with more to come as they aim to triple investments over the next five years.

**TOTAL ODA RECEIVED 2011-2016 (USD CURRENT, MILLIONS)**

	2011	2012	2013	2014	2015	2016	TOTAL
<b>COOK ISLANDS</b>	\$30.22	\$28.51	\$21.77	\$30.45	\$31.41	\$35.61	<b>\$177.96</b>
<b>FIJI</b>	\$141.05	\$101.67	\$289.05	\$113.96	\$116.94	\$177.32	<b>\$939.99</b>
<b>KIRIBATI</b>	\$75.29	\$81.41	\$83.47	\$88.56	\$67.30	\$55.71	<b>\$451.74</b>
<b>MARSHALL ISLANDS</b>	\$86.98	\$93.15	\$121.06	\$65.43	\$69.17	\$29.75	<b>\$465.53</b>
<b>FEDERATED STATES OF MICRONESIA</b>	\$165.50	\$145.06	\$123.78	\$129.13	\$83.51	\$77.45	<b>\$724.45</b>
<b>NAURU</b>	\$39.06	\$32.64	\$27.29	\$22.36	\$34.92	\$24.10	<b>\$180.37</b>
<b>NIUE</b>	\$22.49	\$21.74	\$18.12	\$14.24	\$19.30	\$14.15	<b>\$110.05</b>
<b>OCEANIA, REGIONAL</b>	\$338.25	\$298.35	\$327.64	\$291.30	\$268.71	\$239.22	<b>\$1,763.48</b>
<b>PALAU</b>	\$33.10	\$16.42	\$44.42	\$23.96	\$14.10	\$18.34	<b>\$150.34</b>
<b>PAPUA NEW GUINEA</b>	\$688.40	\$754.78	\$849.82	\$722.33	\$711.37	\$646.05	<b>\$4,372.75</b>
<b>SAMOA</b>	\$138.02	\$134.93	\$160.36	\$133.21	\$151.79	\$116.35	<b>\$834.66</b>
<b>SOLOMON ISLANDS</b>	\$347.38	\$325.72	\$323.40	\$229.84	\$219.86	\$189.23	<b>\$1,635.44</b>
<b>TONGA</b>	\$116.05	\$92.57	\$93.41	\$85.61	\$76.11	\$101.36	<b>\$565.12</b>
<b>TUVALU</b>	\$37.23	\$27.46	\$29.68	\$36.53	\$51.77	\$25.16	<b>\$207.84</b>
<b>VANUATU</b>	\$99.18	\$107.42	\$105.17	\$110.00	\$244.61	\$153.59	<b>\$819.97</b>
<b>GRAND TOTAL</b>	<b>\$2,358.21</b>	<b>\$2,261.85</b>	<b>\$2,618.43</b>	<b>\$2,096.92</b>	<b>\$2,160.87</b>	<b>\$1,903.40</b>	<b>\$13,399.70</b>